



POWERAMP[®]

BARRIER LIP LEVELER




BARRIER LIP SAFETY OPTIONS


- Withstands 10,000 pound impact at 4 m.p.h.
- End Loads are achievable.
- Barrier heights of 4" and 7" are standard options.
- Single Button Control of leveler and lip




BARRIER LIP LEVELERS



Model BL-1: N-S style barrier lip leveler is your low-cost option to enhance safety.



Model BL-2: Offers a smooth transition between the lip and platform.



Both Models: BL-1 and BL-2 have expanded metal to close off opening between joints.

POWERAMP BARRIER LIP

The Poweramp® Barrier Lip safety option can be purchased for use on levelers that are 6', 6.5' or 7' wide and in leveler lengths of 6', 8', 10' and 12' long. Additionally, capacities of 20,000/40,000 - 25,000/50,000 - 30,000/60,000 - 40,000/80,000 and 60,000/120,000 are offered. Standard lip lengths of 16" is increased in length to provide a barrier of 7" above the plane of the dock levelers platform. Additional height barriers and lip lengths are available, consult factory.

All standard leveler options such as Clean Pit, Centra-Power, ARTD, DLC, Lip-Out, E-Stop and Leveler Truck Restraint Interlock can be used in conjunction with the Barrier Lip Leveler Safety Option.

Poweramp offers two models of Barrier Lips; The Model BL-1, a style whose transition offers a slight change in elevation at the point where the Barrier Lip meets the platform and the Model BL-2 whose mating of the lip and platform is such that a smooth transition occurs.

All Barrier Lips are designed to withstand a 10,000 pound load moving at 4 M.P.H.

A Complete Package:

A Barrier Lip when combined with a Poweramp Leveler and Powerhook Truck Restraints offers the best combination when considering safe dock operations. Totally interlocked in its operation, leveler positioning can not take place.

Model BL-1 Features:

- 7" high barrier on deck edge.
- End loads are achievable.
- One button control of leveler and lip.
- Barrier is 3/4" or 1" steel plate.
- Expanded steel metal to close off openings between levelers beams.
- Minimum barrier height of 4" is offered.
- Maximum barrier height is 7".
- Automatic recycle to stored position from above dock.
- Other barrier heights available, consult factory.
- Option lip of 18" & 20" are available.
- Barrier is useable anytime leveler is in cross traffic position.

Model BL-2 Features:

- Smooth transition between the levelers platform and lip!
- 7" high barrier on deck edge.
- End loads are achievable.
- One button control of leveler and lip.
- Barrier is 3/4" or 1" steel plate.
- Expanded steel metal to close off openings between levelers beams.
- Minimum barrier height of 4" is offered.
- Maximum barrier height is 7".
- Automatic recycle to stored position from above dock
- Other barrier heights available, consult factory.
- Option lip of 18" & 20" are available.
- Barrier is useable anytime leveler is in cross traffic position.

POWERAMP®

Systems, Inc.
W.194 N. 11481 McCormick Dr.
P.O. Box 309
Germantown, Wisconsin 53022
(414) 255-1510
Fax: (414) 255-4199

Distributed by: